

Compact pull-out rack approx. 70 % pull-out






Compact pull-out racks can be used as retrieval rack or order picking rack directly at the workstation. The drawers with steel panels are ideal for storing small parts or load carriers such as Euro standard containers, Euro boxes or other plastic boxes. Accessories are available separately. The compact pull-out rack is supplied assembled.

Product details

Load capacity	200 kgs (evenly loaded)
Pull-out depth	approx. 70 %
Material	Steel
Empty weight	depends on numbers of drawers
Rack width	880 mm
Rack depth	1,257 mm
Rack height	1,560 mm
Drawer width	800 mm
Drawer depth	1,200 mm
Configuration	Raised edges on all 4 sides Steel shelf panel Safety locking system Black handle
Commodity code	73089098
Unit	1 piece
Already assembled	yes

Versions

Drawers	Clear height	Clear height highest drawer	Weight	Art-No.
3	395 mm	406 mm	140 kgs	221500-3
4	275 mm	316 mm	171 kgs	221500-4
5	215 mm	226 mm	203 kgs	2215000
6	155 mm	256 mm	235 kgs	221500-6
7	125 mm	226 mm	267 kgs	221500-7

LOAD	PULL-OUT	COLOUR FRAME	COLOUR DRAWERS	MAX. QUANTITY/ PALLET
				
200	70	5010	7024	1



Empty pull-out rack with extended drawer

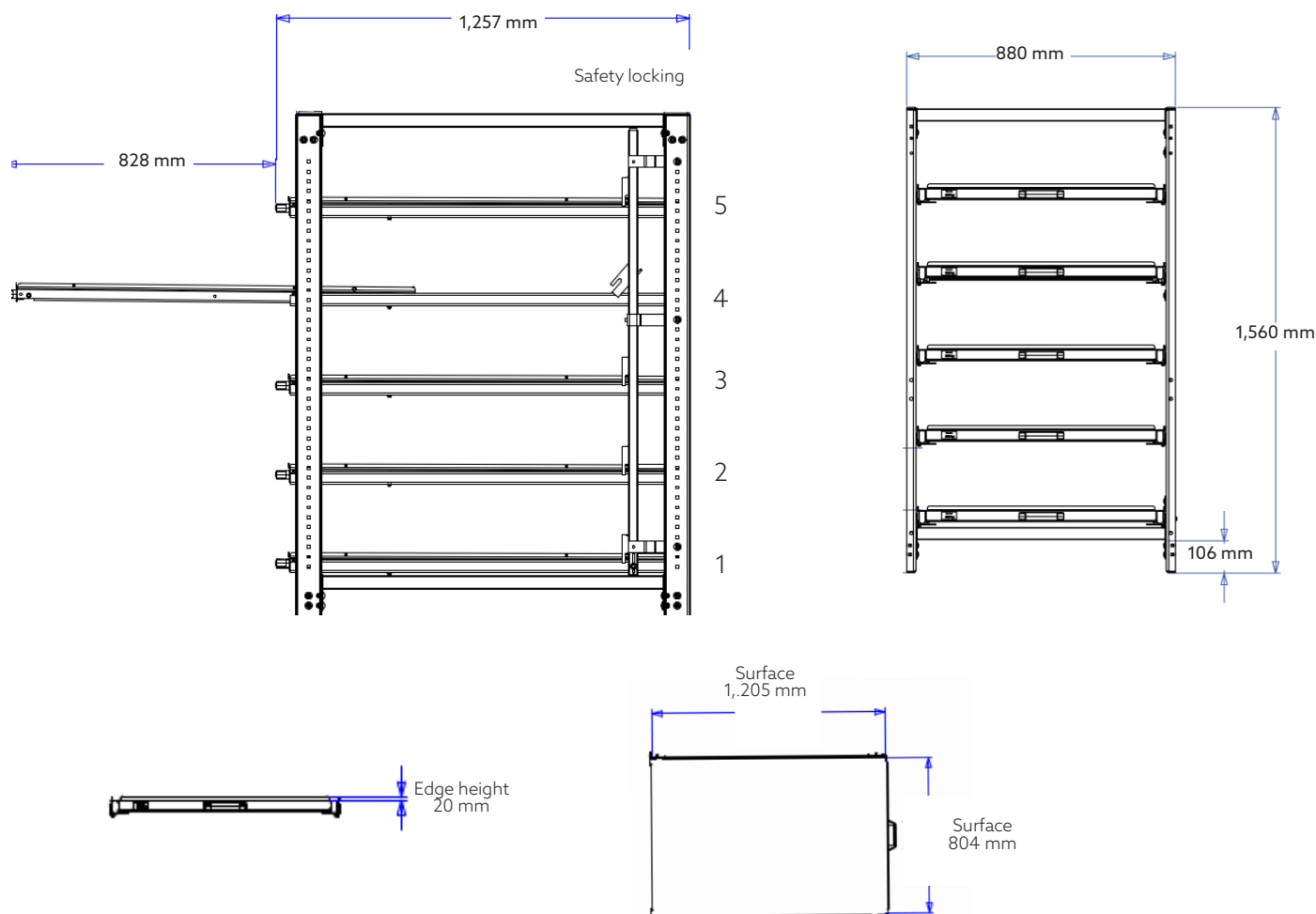


Empty pull-out rack with 5 drawers



Loaded compact pull-out rack in use

Compact pull-out rack approx. 70 % pull-out Engineering drawing



Position height of drawers

Position	3 drawers	4 drawers	5 drawers	6 drawers	7 drawers
1	209 mm	209 mm	209 mm	209 mm	209 mm
2	660 mm	539 mm	479 mm	419 mm	389 mm
3	1,111 mm	869 mm	749 mm	629 mm	569 mm
4	-	1,199 mm	1,019 mm	839 mm	749 mm
5	-	-	1,289 mm	1,050 mm	929 mm
6	-	-	-	1,259 mm	1,109 mm
7	-	-	-	-	1,289 mm

Compact pull-out rack

approx. 70 % pull-out

Important safety instructions

- Each drawer ist labelled with the maximum load capacity (for an evenly distributed load)
- If the compact pull-out rack is equipped with an optional table top or pallet holders on the top, it can be used as an additional loading surface. A label with the max. load capacity of the top (for an evenly distributed load) is attached to the shelf or the bracket
- When loading the pull-out rack, ensure that the bottom drawer is loaded first
- When unloading the compact pull-out rack, ensure the top drawer is unloaded first
- Compact pull-out racks that are not equipped with a safety locking must be secured to the floor with anchors on all 4 feet

Data sheet, status 03.2025

Errors and omissions excepted. All values are approximate.

Pictures may show accessorie or other products.