

## Compact pull-out rack (A) approx. 70 % pull-out two-way

Compact pull-out racks can be used as retrieval rack or order picking rack directly at the workstation. The drawers with steel panels are ideal for storing small parts or load carriers such as Euro standard containers, Euro boxes or other plastic boxes. Accessories are available separately. The compact pull-out rack is supplied assembled.

### Product details

Load capacity	200 kgs (evenly loaded)
Pull-out depth	approx. 70 % both ways
Material	Steel
Empty weight	depends on numbers of drawers
Rack width	880 mm
Rack depth	1,286 mm
Rack height	1,704 mm
Drawer width	804 mm
Drawer depth	1,205 mm
Configuration	Steel shelf panel Raised edges on all 4 sides 2 black handles

Commodity code	73089098
Unit	1 piece
Already assembled	Yes

### Versions


Drawers	Clear height	Clear height highest drawer	Weight	Art-No.
3	430 mm	496 mm	139 kgs	221700-3A
4	310 mm	376 mm	171 kgs	221700-4A
5	250 mm	256 mm	204 kgs	221700-5A
6	190 mm	256 mm	236 kgs	221700-6A
7	160 mm	195 mm	269 kgs	221700-7A




Empty pull-out rack with 5 drawers, 2 are extended



Pull-out rack with 3 drawers, 2 are extended



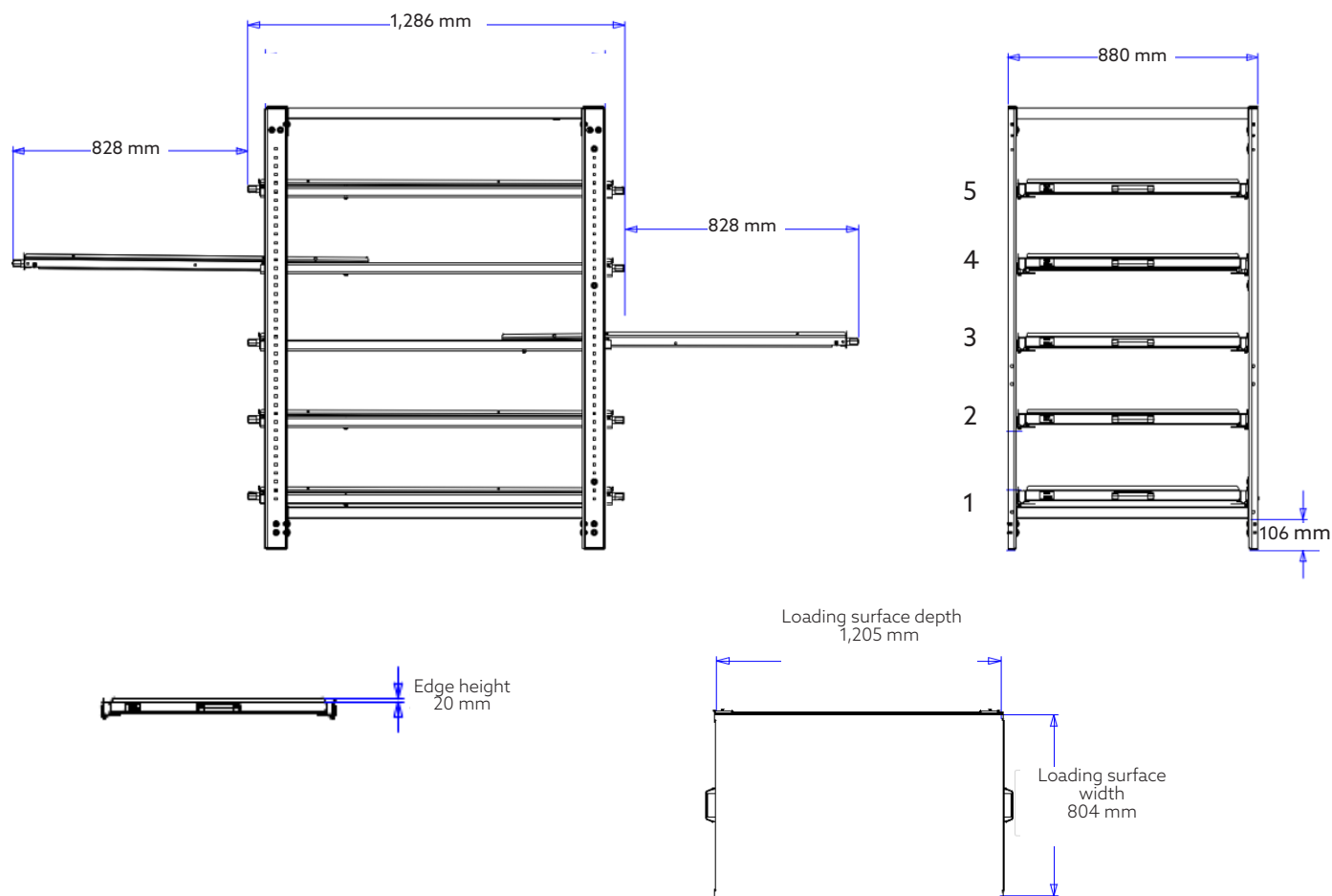
Pull-out rack with 7 drawers, 2 are extended



# Compact pull-out rack (A)

## approx. 70 % pull-out two-way

### Engineering drawing



### Position height of drawers

Position	3 drawers	4 drawers	5 drawers	6 drawers	7 drawers
1	204 mm	204 mm	204 mm	204 mm	203 mm
2	684 mm	564 mm	504 mm	444 mm	413 mm
3	1,164 mm	924 mm	804 mm	684 mm	623 mm
4	-	1,284 mm	1,104 mm	924 mm	833 mm
5	-	-	1,404 mm	1,164 mm	1,043 mm
6	-	-	-	1,404 mm	1,253 mm
7	-	-	-	-	1,463 mm

# Compact pull-out rack (A)

## approx. 70 % pull-out two-way

### Important safety instructions

- Each drawer ist labelled with the maximum load capacity (for an evenly distributed load)
- If the compact pull-out rack is equipped with an optional table top or pallet holders on the top, it can be used as an additional loading surface. A label with the max. load capacity of the top (for an evenly distributed load) is attached to the shelf or the bracket
- When loading the pull-out rack, ensure that the bottom drawer is loaded first
- When unloading the compact pull-out rack, ensure the top drawer is unloaded first
- Compact pull-out racks that are not equipped with a safety locking must be secured to the floor with anchors on all 4 feet

*Data sheet, status 05.2025*

*Errors and omissions excepted. All values are approximate.*

*Pictures may show accessorie or other products.*