

## Heavy duty pallet pull-out rack

### 600 kgs load capacity approx. | 70 % pull-out

The pull-out racks can be used as an order picking rack or as a rack near to your machine or production line. The drawers are made for storing goods on pallets. The heavy duty pallet pull-out rack must be anchored to the floor. It is supplied assembled.

### Product details

Load capacity	600 kgs (evenly loaded)
Pull-out depth	approx. 70 %
Material	Steel
Empty weight	depends on drawers
Rack width	1,170 mm
Rack depth	1,342 mm
Rack height	2,007 mm
Drawer width	827 mm
Drawer depth	1,226 mm
Configuration	Safety locking system Handle Metal shelf on top Crossbars for transport
Commodity code	73089098
Packaging unit	1 piece
Already assembled	Yes

### Versions






Drawers	Clear height (CH)	CH highest drawer	Weight	Art-No.
2	755 mm	984 mm	182 kgs	221807002
3	455 mm	784 mm	228 kgs	221807003



Pull-out rack with extended drawer



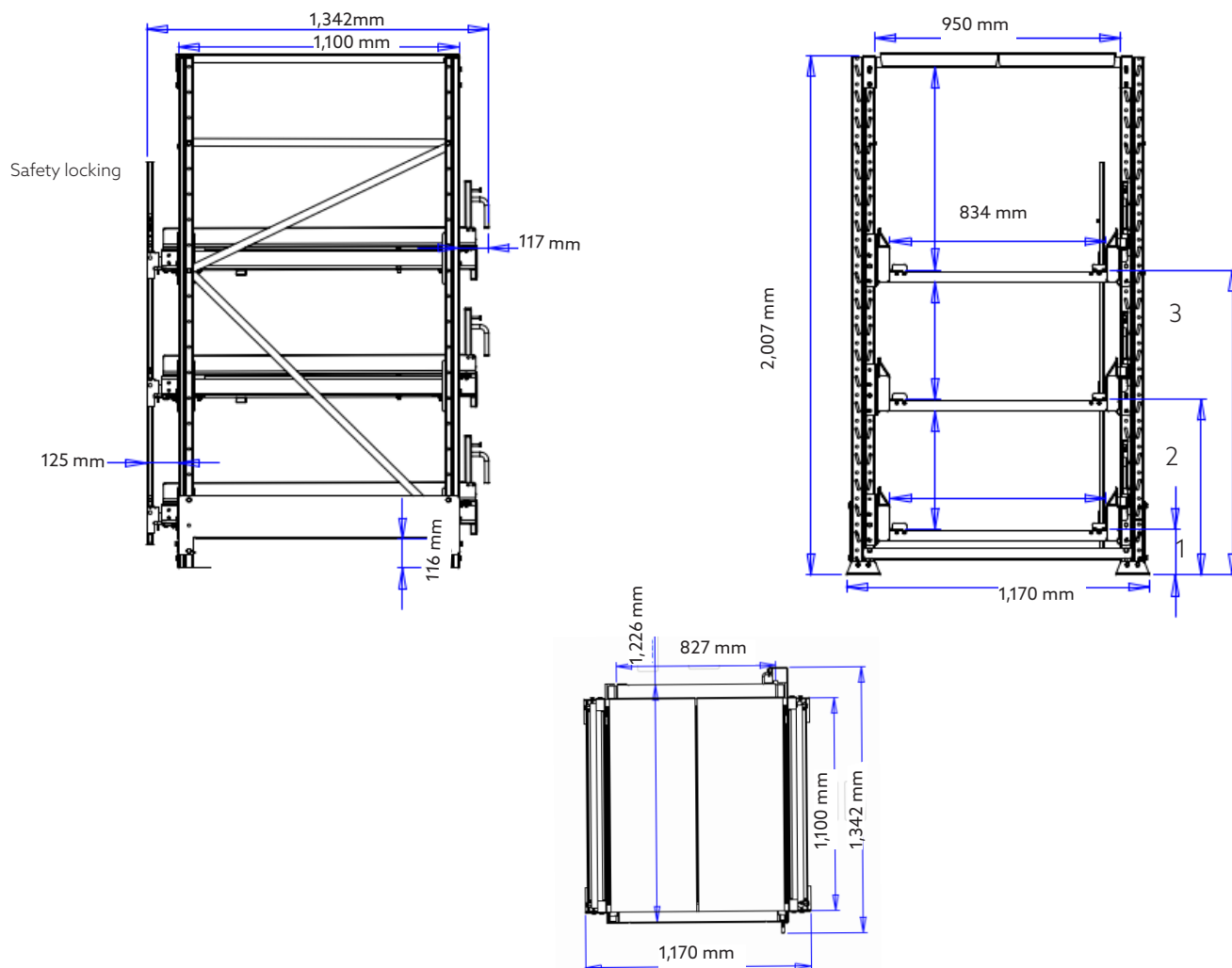
Pull-out rack with 3 drawers

LOAD	PULL-OUT	COLOUR FRAME	COLOUR DRAWER	MAX. QUANTITY/ PALLET
				
600	70	Steel	7024	1

## Heavy duty pallet pull-out rack

### 600 kgs load capacity approx. | 70 % pull-out

#### Engineering drawing



### Position height of drawers

Position	2 drawers	3 drawers
1	178 mm	178 mm
2	978 mm	678 mm
3	-	1,178 mm

Data sheet, status 05.2025

Errors and omissions excepted. All values are approximate. Pictures may show accessories or other products.

Page 2/3

# Heavy duty pallet pull-out rack

## 600 kgs load capacity approx. | 70 % pull-out

### Important safety instructions

- Each drawer ist labelled with the maximum load capacity (for an evenly distributed load)
- The heavy duty pallet pull-out rack is equipped with a metal shelf on the top, it can be used as an additional loading surface. A label with the max. load capacity of the top (for an evenly distributed load) is attached to the shelf or the bracket
- The rack must always be secured to the floor with at least two floor anchors on all four feet
- The pull-out rack can be picked up and moved from the side with a forklift or hand pallet truck and picked up and moved from the side. The crossbar at the front only serves to stabilise the pull-out rack. It must not be used to lift the heavy duty pull-out rack
- As soon as the heavy-duty pull-out rack is anchored in the floor, the front strut can be removed. Without it, the shelf can be moved more easily with an ant or a forklift forklift for loading and unloading.
- When loading the pull-out rack, ensure that the bottom drawer is loaded first
- When unloading the heavy duty pull-out rack, ensure the top drawer is unloaded first